


















HOLIDAY HOMEWORK (SUMMER VACATION)

SESSION: 2026-27

<u>GRADE - Pre. Nursery</u>																											
SUBJECT	TOPIC																										
ENGLISH	<p>1. (i) Colour the letter A</p>  <p>(ii) Circle the letter A</p>  <p>2. Match with same letter.</p> <table><tr><td>B</td><td>A</td></tr><tr><td>C</td><td>D</td></tr><tr><td>A</td><td>B</td></tr><tr><td>D</td><td>C</td></tr></table> <p>3. Circle the same letter.</p> <table border="1"><tr><td>A</td><td>B</td><td>A</td><td>C</td><td>D</td></tr></table> <table border="1"><tr><td>C</td><td>B</td><td>C</td><td>D</td><td>A</td></tr></table> <p>4. Match the picture with letter.</p> <table><tr><td>A</td><td></td></tr><tr><td>B</td><td></td></tr><tr><td>C</td><td></td></tr><tr><td>D</td><td></td></tr></table> <p>5. Paste any 5 pictures that we use in summer season on A4 size chart paper.</p>	B	A	C	D	A	B	D	C	A	B	A	C	D	C	B	C	D	A	A		B		C		D	
B	A																										
C	D																										
A	B																										
D	C																										
A	B	A	C	D																							
C	B	C	D	A																							
A																											
B																											
C																											
D																											

1. Count the drops and write in clouds.



2. Count the petals and write in circle.



3. Colour the tall tree.



4. Join the path.



1

2


3

4

5



5. Paste the strips of paper to make sun's rays on a A4 chart paper.



2. बिंदुओं को मिलाएँ:-

अ




आ - - - - -



इ ~ ~ ~ ~ ~

3. बिंदुओं को मिलाएँ एवं रंग भरें :-



5. ग्रीष्म ऋतु में मिलने वाले किन्ही चार फलों का चित्र
A4 आकार के कागज पर चिपकाएँ।