




**D Y PATIL**  
**INTERNATIONAL SCHOOL**  
**BOKARO**



# Summer Assignments

2024-25

Grade - Prep



| ADDRESS : VIDYA VIHAR COMPLEX, TALGARIA ROAD, CHAS, BOKARO(JH) - 827013 |  
| FOR ENQUIRY : 9431127788, 9060811444 |  
| E-MAIL : INFO@DYPISBOKARO.IN WEBSITE : WWW.DYPISBOKARO.IN |

## **“The one who is constantly in a state of learning is called a student”**

Dear students,

You must be very happy and excited to enjoy your vacations. You must have planned how to spend your holidays. You know time is very precious and this year we suggest you some new ways of spending your vacation.

When you visit any of your relative’s house, you should think and find out whether there are any means of learning in their house. For example, if your uncle has a computer, then you can learn things like typing or visiting websites that teach good sanskars (values). Students, if you really want to enjoy the vacation, then remember that real happiness lies in learning new things.

Actually, vacation is an open school which gives you the opportunity to shape your personality and learn various innovative arts and skills. During the vacations, you should have fun; but at the same time you must also try to learn some new things. This is an opportunity given to you by God to find out the skill in which you are lacking and develop it.

**The following are some suggestive tips which you can imbibe in you:**

- **Care for the Environment** –Activities like planting trees, stopping wastage of water in their locality and cleaning around especially along with friends are practical, learning and fun to do.
- **Develop new skills** –Engage in activities like photography, arts and crafts or learning to play musical instruments etc. Learn to cook new recipes.
- **Making your health a Priority** – Get up early every morning and participate in activities like yoga, meditation, Zumba and other physical exercises along with friends and siblings. Playing outdoor games like kho-kho, kabaddi, etc. is exercise which keeps our body fit and healthy.
- **Help your parents in their work**-Throughout the year, your parents help you in your studies and homework. In addition to managing her own household responsibilities, your mother prepares lunch for you and helps you in your studies. So, as a token of gratitude, you too should help her with the household work during your vacation.
- **Enrol in Online Courses:** Take advantage of several online learning platforms and enrol in courses that align with your interests or future career goals.
- **Read Books:** Reading not only enhances your language and vocabulary but also broadens your perspective.
- **Time for family bonding:** Summer vacations provide ample time for families to spend quality time together, strengthening family bonds and creating lasting memories.

### **How Can Parents Help Students Make the Best of Their Summer Vacation**

As a parent, there are several things you can do to make summer vacation fun and engaging for your child:

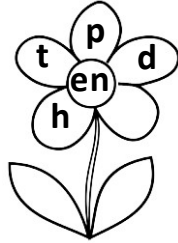

1. **Plan ahead:** Before summer vacation starts, sit down with your child and create a list of activities they would like to do. This can help ensure that they have a fun and fulfilling summer.
2. **Create a routine:** While it is important to allow your child to relax and have fun during summer vacation, creating a routine can help maintain structure and ensure that they are engaging in meaningful activities.
3. **Encourage creativity:** Encourage your child to engage in creative activities, such as drawing, painting, or writing. This can help develop their creativity and enhance their self-expression.
4. **Spend quality time together:** Summer vacation is a great time to strengthen family bonds by spending quality time together. Plan family outings, game nights, or movie nights to create lasting memories.
  - ◆ **Monitory our child’s screen time.**

## General Instructions for Holiday Home work.

- ☞ The work should be done systematically, neatly, creatively.
- ☞ Follow the instructions given in each activity.
- ☞ The written work should be neatly presented in your own handwriting.

## English

1. Write small letter a-z in cursive writing. Writing in your H.H.W copy.
2. Draw a picture of a flower in your scrapbook and write vowels on each petals.
3. Make new words. Write the words in the space provided. (In English H.W. copy)



---

---

---

---

---

---

---

---

---

---

4. Literacy worksheet - Pg.no 35,36
5. Cursive writing - Pg.no 11 to 20

### ◆ Activity Work ◆

**Create an album of your child on the topic "Myself".**

- ▲ Which includes photos of Parents and grand parents.
- ▲ My favourite fruit, vegetable, colour, game, food and cartoon character.

## Hindi

1. अपनी उत्तर-पुस्तिका में पेड़ का चित्र बनाकर उस पर क से ह तक लिखें।
2. दो और तीन वर्णों वाले पाँच चित्र बनाकर उनका नाम लिखें अपनी स्कैपबुक में।
3. पाँच फलों और पाँच सब्जियों के चित्र चिपकाकर उनका नाम लिखें अपनी स्कैपबुक में।
4. चार वर्णों वाले 5 शब्द अपनी उत्तर -पुस्तिका (H.H.W) कॉपी में लिखें।
5. नीचे दिए गए शब्दों से वाक्य बनाने का अभ्यास करें।  
बस, कमल, थरमस, नटखट, मटर
6. चित्र देखकर शब्द लिखें।



-----



-----



-----



-----



-----




-----

7. आओ मिलकर लिखें (Hindi worksheet) पुस्तक से पे0नं0- 16, 17, 19, 20 पूरा करें।


**Maths**

- With the help of pictures show the concept of  
Big - Small  
Long - Short  
More - Less  
(to be in the scrap book)
- Draw colour the tree that is tallest. Do in H.H.W copy.



- Draw colour the shapes according to the direction given below: Do in H.H.W. copy.


- Draw a circle and a triangle and colour it in your H.H.W. copy.
- Draw and circle the object that does not belong in each group. (to be done in scrapbook)



ii. A F 1 L M



**EVS**


- Paste a photographs of yourself and your family members in scrapbook.
- Draw and colour the picture of your favourite fruit in your scrapbook.
- Paste the picture of a boy and write the name of the body parts in your H.H.W. copy.
- Fill in the blanks : (Write in H.H.W copy)
  - My name is \_\_\_\_\_.
  - I am a \_\_\_\_\_.
  - I am \_\_\_\_\_ years old.
  - I read in grade \_\_\_\_\_.
  - My birthday is on \_\_\_\_\_.

- Draw the pictures of five sense organs and write their function in scrapbook.

## Art & Craft

1. Draw a picture of a lamp and colour it by numbers in your scrap book.

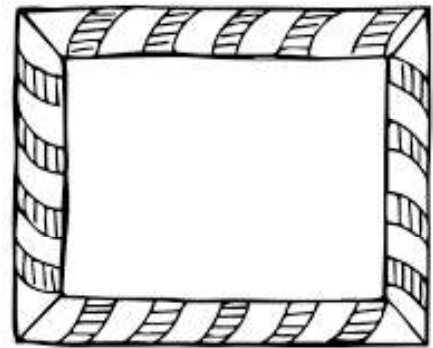
- i. Red
- ii. Green
- iii. Brown
- iv. Blue



2. Make a pen stand with the help of colourful ice-cream sticks or a photo frame.



OR



3. Do thumb painting in your drawing copy.

